
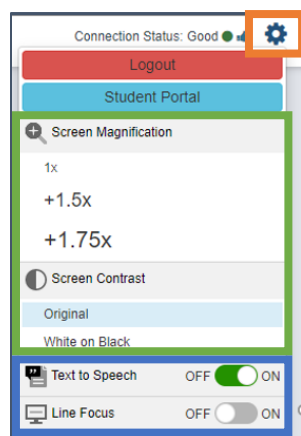




Performance Matters has a number of tools available for you to use when taking a test. These tool icons will remain at the top of the test so students can use them as needed.



1. The **flag tool** (1) will allow you to mark a question as one to come back to.
2. The **eliminator** (2) allows you to cross out multiple-choice answers you've ruled out while testing.
3. The **highlighter** (3) allows you to highlight portions of the test.
4. The **highlighter removal** (4) tool will remove any highlighted portions on a test page.
5. The **ruler** (5), **compass** (6), **straight edge** (7), **protractor** (8), **calculator** (9), **scientific calculator** (10), and **graphing calculator** (11) will help you on any test items requiring math and/or drawing.
6. Not included in the top testing icons are two additional tools, which can be found by clicking the **cog icon** at the top right of the screen. Those tools are:



- The **Text to Speech** tool offers reading assistance to students. Select the Text to Speech icon to begin the automated reading of the question. Once enabled, an icon will appear at the top for use. 
- The **Line Focus** tool offers reading assistance to students by highlighting a fixed area on the screen, slightly obfuscating all surrounding areas, allowing the student greater visual focus. Once enabled, an icon will appear at the top for use. 

You can also increase your **screen magnification** and the **screen contrast**. These tools are on by default and cannot be turned off. *Note that the screen magnification can prevent a student from finding and click the **next button**.*